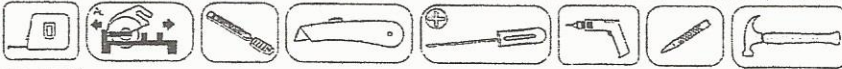


TOOLS



(Anti Finger Jam)

A PVC safety strip which prevents fingers being jammed on the hinge side of the door. It is fixed to the door and the jamb on the hinge side.

Location Butt hinged or centre pivot door.

Seal lengths 2100mm (max). Can be cut to length required.

Standard Finish Anodised Satin Clear.
Reversible Brown and white PVC safety strip.

Fixing Method Zinc plated, cross recess head S.T. screws of the appropriate size are supplied. Fixing holes are slotted. Push in cover strip.

NOTES : Two RP62's are required for pivot doors.(Fig.2)

RP62

COVERSTRIP

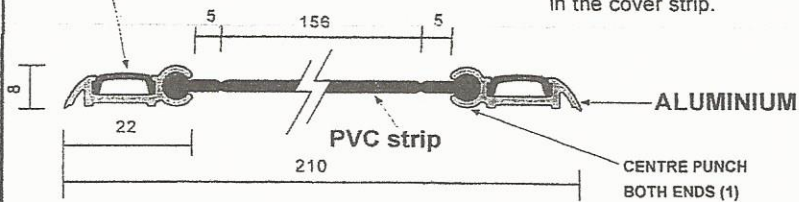


FIG.1



FIG.2

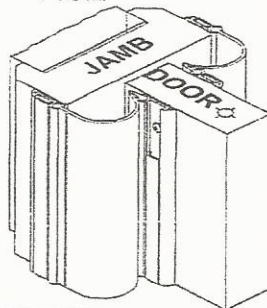
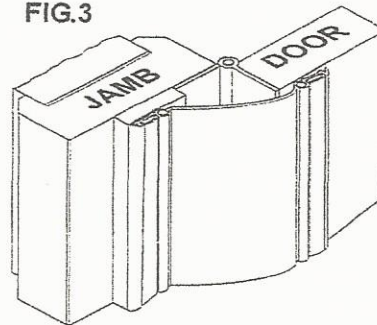


FIG.3



INSTALLATION

- (1) Remove plastic coverstrips. Fold RP62 so aluminium meets together (Fig.1) ensuring desired colour is facing outwards, if not remove PVC strip, rotate and replace into aluminium. Clamp RP62 and machine cut the aluminium and the PVC to size. Neatly centre punch back side of aluminium to lock in PVC strip preventing movement.
- (2) With door fully open, position one side of RP62 on door face. Check to make sure other side of RP62 will reach door jamb or stop. Lightly screwfix in centre of every slot. (Fig.3)
- (3) Position other side of RP62 on door stop or jamb. Lightly screwfix in centre of every slot.
- (4) Open and shut the door to check for correct latching. Adjust RP62 if needed. Tighten all fixing screws.
- (5) Measure and cut coverstrip to size. Push in the cover strip.